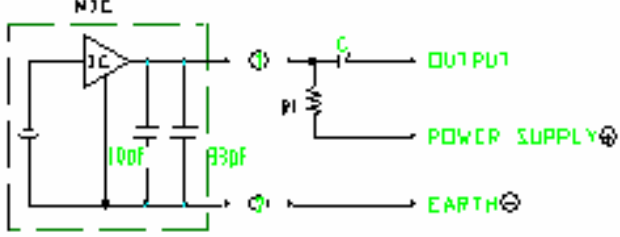
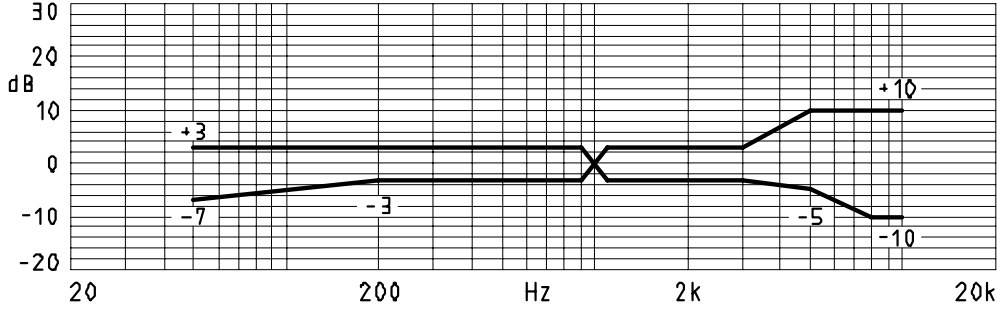
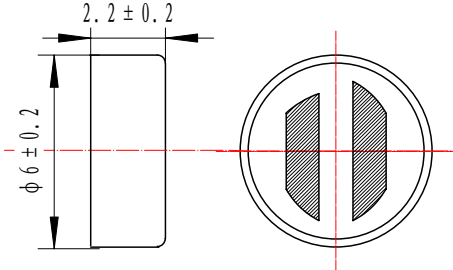


## SPECIFICATION

 TYPE: Electret Condenser Microphone  
 Part No.: MWR-6022-OX-N

1.	Scope	This specification applies electret condenser microphone(E.C.M)
2.	Model No.	MWR-6022-OX-N
3.	Operation Condition	
	3.1 Temperature	-20~+70°C
	3.2 Rel. Humidity	35%~85%RH
	3.3 Pressure	86~106KPa
	3.4 Environmental Noise	36dB(Maximum)
	3.5 Operation Voltage	+1~+10VDC
	3.6 Earth	⊖
4.	Electrical Characteristics	
	4.1 Standard Operation Voltage	+2.0VDC
	4.2 Impedance	2.2k Ω (Maximum)
	4.3 Current Consumption	0.6mA(Maximum)
	4.4 Sensitivity	(0dB=1V/0.1Pa,1KHz) -54~ -66dB
	4.5 Directivity	Omni-directional
	4.6 S/N Ratio	40dB(Minimum)(A-Curve at 1KHz,0.1Pa)
	4.7 Schematic Diagram	<div style="text-align: center;">  <p>C=1 μ F RI=2.2k Ω</p> </div>
	4.8 Test Temperature	20°C±2°C
	Test Rel. Humidity	45%~65%RH

4.9 Frequency Response													
													
5.	Mechanical Characteristics												
5.1 Dimension	$\phi 6.0 \times 2.2$												
5.2 Mass	$\leq 0.5g$												
5.3 Dimensional Drawing													
6.	Reliability Tests												
The sensitivity to be within $\pm 3dB$ of initial sensitivity after 3 hours of conditioning at 20°C.													
6.1 Vibration	<table border="0"> <tr> <td>Frequency 1</td> <td>10Hz~55Hz</td> </tr> <tr> <td>Amplitude</td> <td><math>\pm 0.15mm</math></td> </tr> <tr> <td>Frequency 2</td> <td>55Hz~150Hz</td> </tr> <tr> <td>Acceleration</td> <td><math>20m/s^2</math></td> </tr> <tr> <td>Change of Frequency</td> <td>1octave/min</td> </tr> <tr> <td colspan="2">2 hrs in each of 3 axes</td> </tr> </table>	Frequency 1	10Hz~55Hz	Amplitude	$\pm 0.15mm$	Frequency 2	55Hz~150Hz	Acceleration	$20m/s^2$	Change of Frequency	1octave/min	2 hrs in each of 3 axes	
Frequency 1	10Hz~55Hz												
Amplitude	$\pm 0.15mm$												
Frequency 2	55Hz~150Hz												
Acceleration	$20m/s^2$												
Change of Frequency	1octave/min												
2 hrs in each of 3 axes													
6.2 Shocks	<table border="0"> <tr> <td>Pulse Shape</td> <td>Half Sinusoidal</td> </tr> <tr> <td>Pulse Duration</td> <td>11ms</td> </tr> <tr> <td>Acceleration</td> <td><math>150m/s^2</math></td> </tr> <tr> <td>Number of Jolts</td> <td>10 in each of 3 axes</td> </tr> </table>	Pulse Shape	Half Sinusoidal	Pulse Duration	11ms	Acceleration	$150m/s^2$	Number of Jolts	10 in each of 3 axes				
Pulse Shape	Half Sinusoidal												
Pulse Duration	11ms												
Acceleration	$150m/s^2$												
Number of Jolts	10 in each of 3 axes												
6.3 Dry Heat/Cold	70°C for 72 hrs    -20°C for 72 hrs												
6.4 Damp Heat	90%RH,+40°C for 120 hrs												
6.5 Temperature Cycles	-20°C $\leftrightarrow$ 25°C $\leftrightarrow$ 70°C 10 次 (2h) (1h) (2h) (1h) (2h) 10cycles												
7.	Cautions												

	7.1 The soldering copper of a smaller type of less than 20W shall be applied.
	7.2 The temperature of the working surface of the soldering copper shall be below 270°C.
	7.3 E.C.M shall be soldered fixed on the metal block (heat sink) which has the higher radiation effects. Said heat sink shall contact with each of E.C.M.
	7.4 The soldering time for each terminal shall be 1~2 sec.
	7.5 The pin hole soldering shall be avoided.
	7.6 E.C.M may easily destroyed by the static electricity, and the countermeasure for eliminating the static electricity (the ground for soldering copper, for worktable and for human body) shall be executed.

WRTN	CHKD	APVD	DESCRIPTION