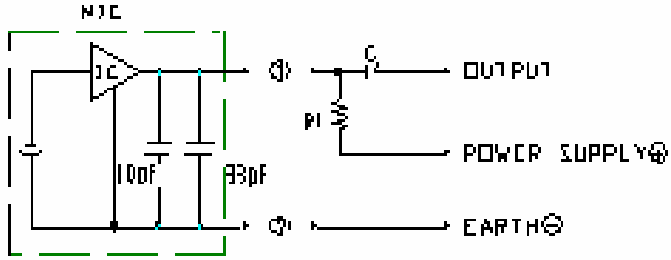
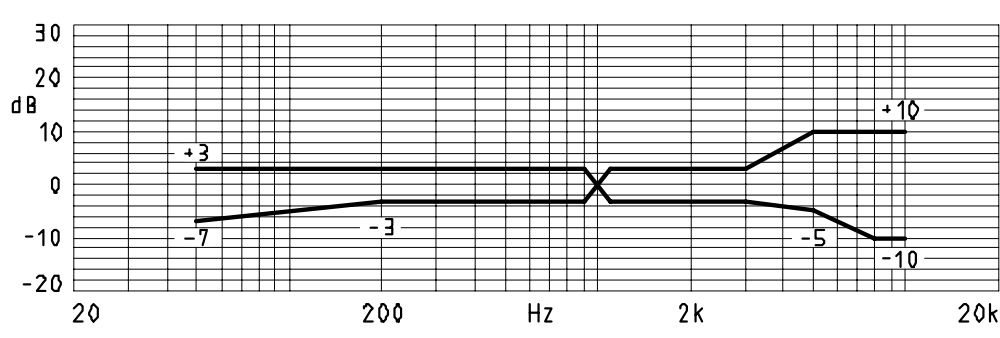
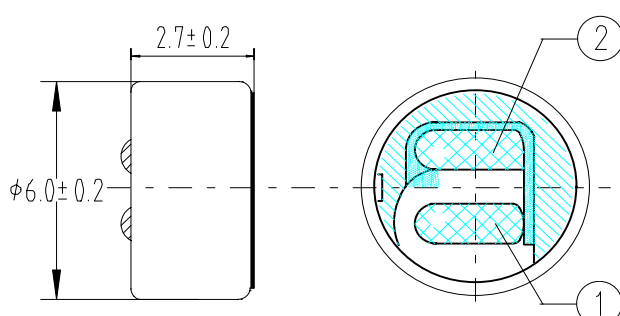


## SPECIFICATION

TYPE: Electret Condenser Microphone  
 Part No.: MWB-6027-OX-N

1.	Scope	This specification applies electret condenser microphone(E.C.M)
2.	Model No.	MWB-6027-OX-N
3.	Operation Condition	
	3.1 Temperature	-20~+70°C
	3.2 Rel. Humidity	35%~85%RH
	3.3 Pressure	86~106KPa
	3.4 Environmental Noise	36dB(Maximum)
	3.5 Operation Voltage	+1~+10VDC
	3.6 Earth	⊖
4.	Electrical Characteristics	
	4.1 Standard Operation Voltage	+2.0VDC
	4.2 Impedance	2.2k Ω (Maximum)
	4.3 Current Consumption	0.6mA(Maximum)
	4.4 Sensitivity	(0dB=1V/0.1Pa,1KHz) -54dB~ -66dB
	4.5 Directivity	Omni-directional
	4.6 S/N Ratio	40dB(Minimum)(A-Curve at 1KHz,0.1Pa)
	4.7 Schematic Diagram	<div style="display: flex; align-items: center;"> <div style="margin-right: 20px;"> <p>C=1 μ F RI=2.2k Ω</p> </div>  </div>
	4.8 Test Temperature Test Rel. Humidity	20°C±2°C 45%~65%RH

4.9 Frequency Response	
	
5. Mechanical Characteristics	
5.1 Dimension	$\phi 6.0 \times 2.2$
5.2 Mass	$\leq 0.5g$
5.3 Dimensional Drawing	
	
6. Reliability Tests	
The sensitivity to be within $\pm 3dB$ of initial sensitivity after 3 hours of conditioning at 20°C.	
6.1 Vibration	Frequency 1 10Hz~55Hz Amplitude $\pm 0.15mm$ Frequency 2 55Hz~150Hz Acceleration $20m/s^2$ Change of Frequency 1octave/min 2 hrs in each of 3 axes
6.2 Shocks	Pulse Shape Half Sinusoidal Pulse Duration 11ms Acceleration $150m/s^2$ Number of Jolts 10 in each of 3 axes
6.3 Dry Heat/Cold	70°C for 72 hrs -20°C for 72 hrs
6.4 Damp Heat	90%RH,+40°C for 120 hrs
6.5 Temperature Cycles	-20°C $\leftrightarrow$ 25°C $\leftrightarrow$ 70°C (2h) (1h) (2h) (1h) (2h) 10cycles

7.	Cautions
	7.1 The soldering copper of a smaller type of less than 20W shall be applied.
	7.2 The temperature of the working surface of the soldering copper shall be below 270°C.
	7.3 E.C.M shall be soldered fixed on the metal block (heat sink) which has the higher radiation effects. Said heat sink shall contact with each of E.C.M.
	7.4 The soldering time for each terminal shall be 1~2 sec.
	7.5 The pin hole soldering shall be avoided.
	7.6 E.C.M may easily destroyed by the static electricity, and the countermeasure for eliminating the static electricity (the ground for soldering copper, for worktable and for human body) shall be executed.

WRTN	CHKD	APVD	DESCRIPTION